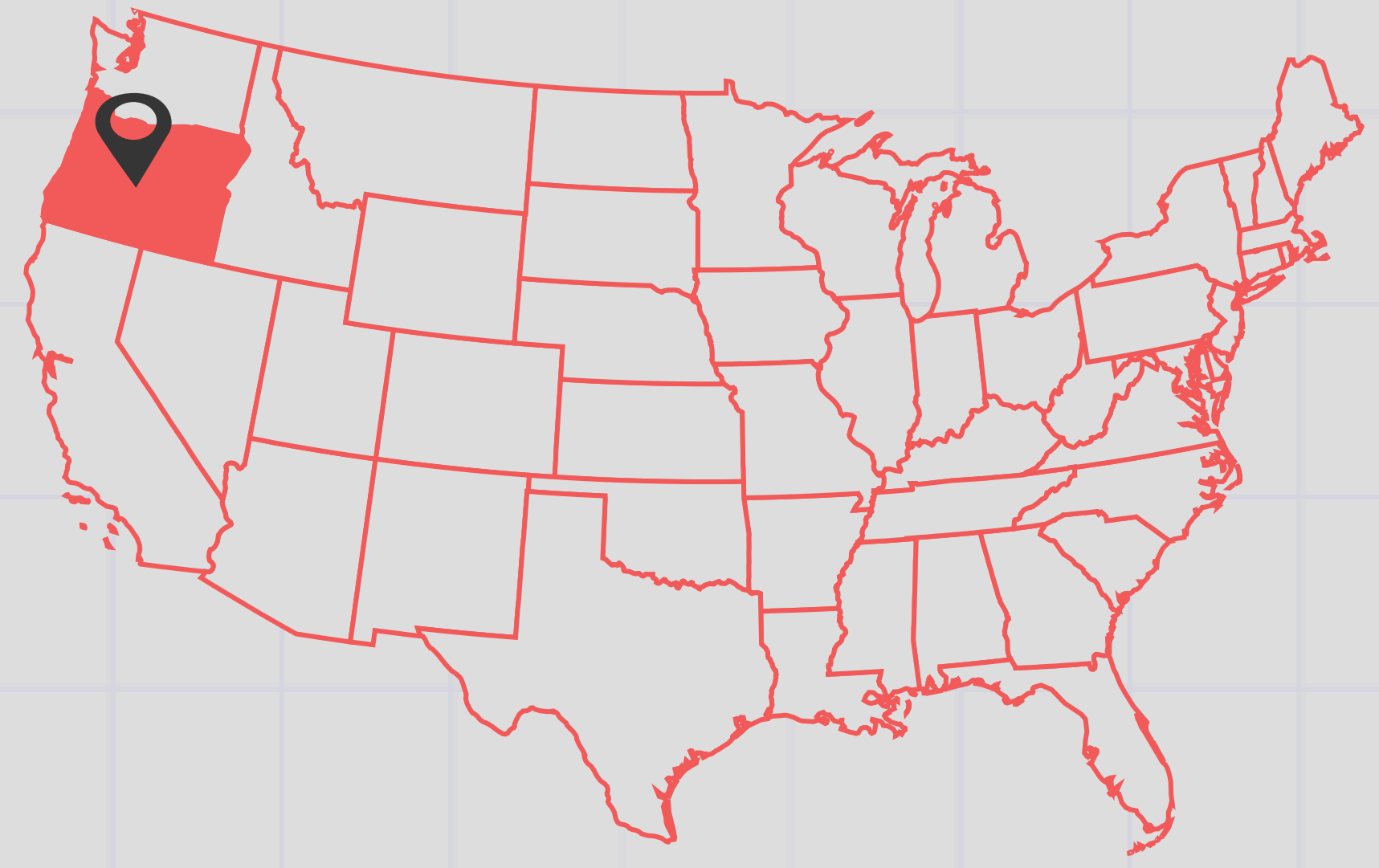


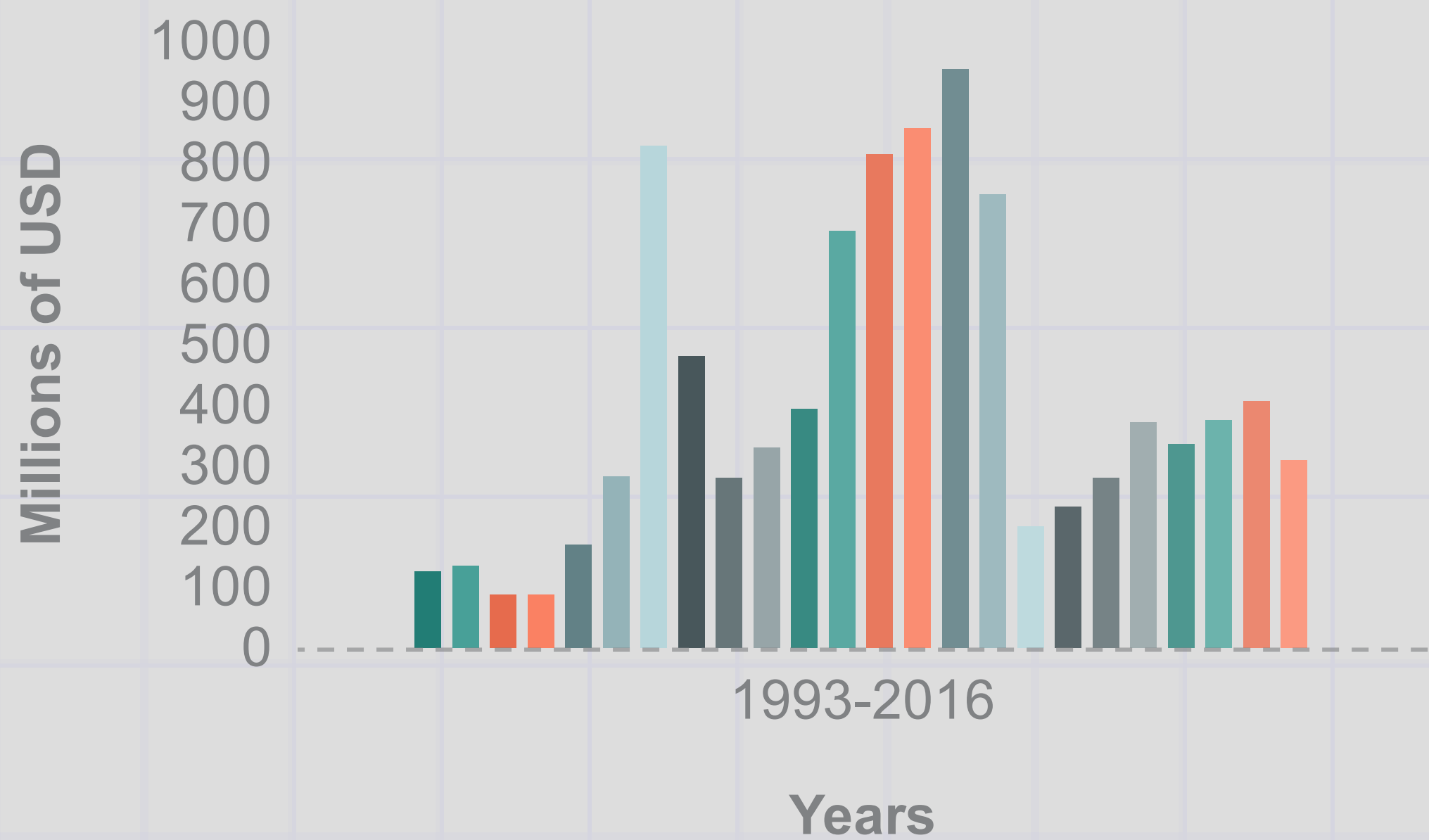
Oregon

TRADE FACTSHEET



- + Trade with Mexico supports 57,200 jobs.
- + In 2016, Mexico was the 15th largest export market for Oregon.
- + Exports to Mexico totaled 309 million USD in 2016.

Oregon's Merchandise Exports to Mexico




- + Since 1993, Oregon's exports to Mexico have increased by 222%.
- + Mexico accounted for 1.4% of Oregon's exports worldwide in 2016.
- + Top Export Industries:
Computer & Electronic Products (20%), Machinery (16%), Food (12%), Electrical Equipment (10%), & Plastics & Rubber Products (9%).
- + Mexican investment supports over 630 jobs in Oregon. For instance, CEMEX, a global leader in the building materials industry, employs 95 people in Salem.

Exports by Congressional District (2014)

Congressional District	Value of Exports to Mexico*	Share of Exports to the World	Top 2 Industries Exporting to Mexico
1	\$214	1%	1. Industrial Processes ----- 2. Computer Equipment
2	\$112	4%	1. Travel ----- 2. Oilseeds & Grains
3	\$113	3%	1. Travel ----- 2. Passenger Fares
4	\$139	3%	1. Agricultural & Construction Machinery ----- 2. Travel
5	\$133	3%	1. Computer Equipment ----- 2. Travel

*Goods and services, in millions of US dollars

Follow our #USMxEcon series on social media:



MexicoInstitute



facebook.com/mexicoinstitute



@Mexico Institute

Wilson Center

MEXICO INSTITUTE

Sources
Trade and NAFTA, Office/ Mexico's Ministry of the Economy, Washington, DC
Wilson Center, Growing Together: Economic Ties Between the United States and Mexico
United States Census Bureau
The Trade Partnership, Washington DC, from the U.S. Bureau of the Census and the U.S. Department of Agriculture