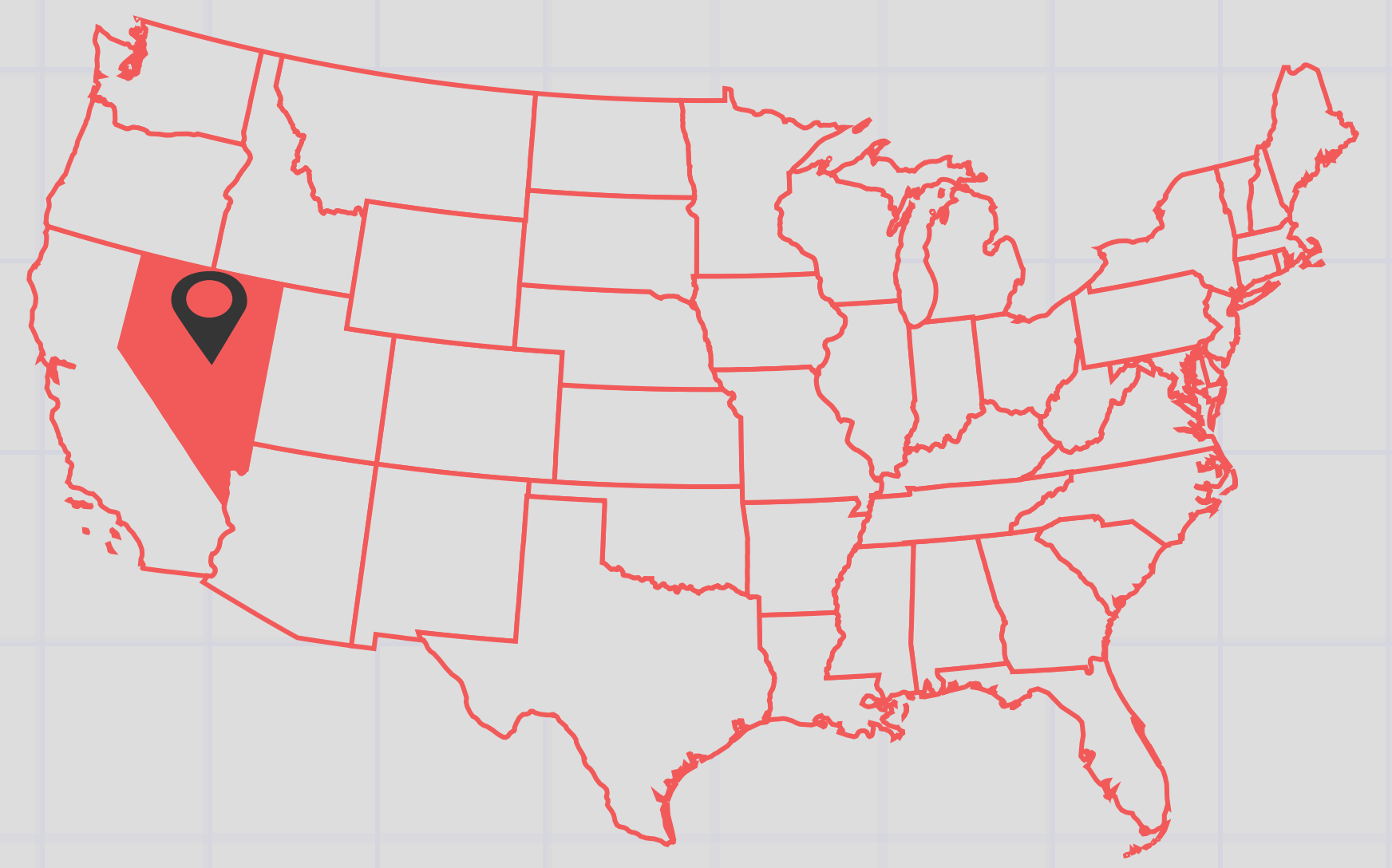


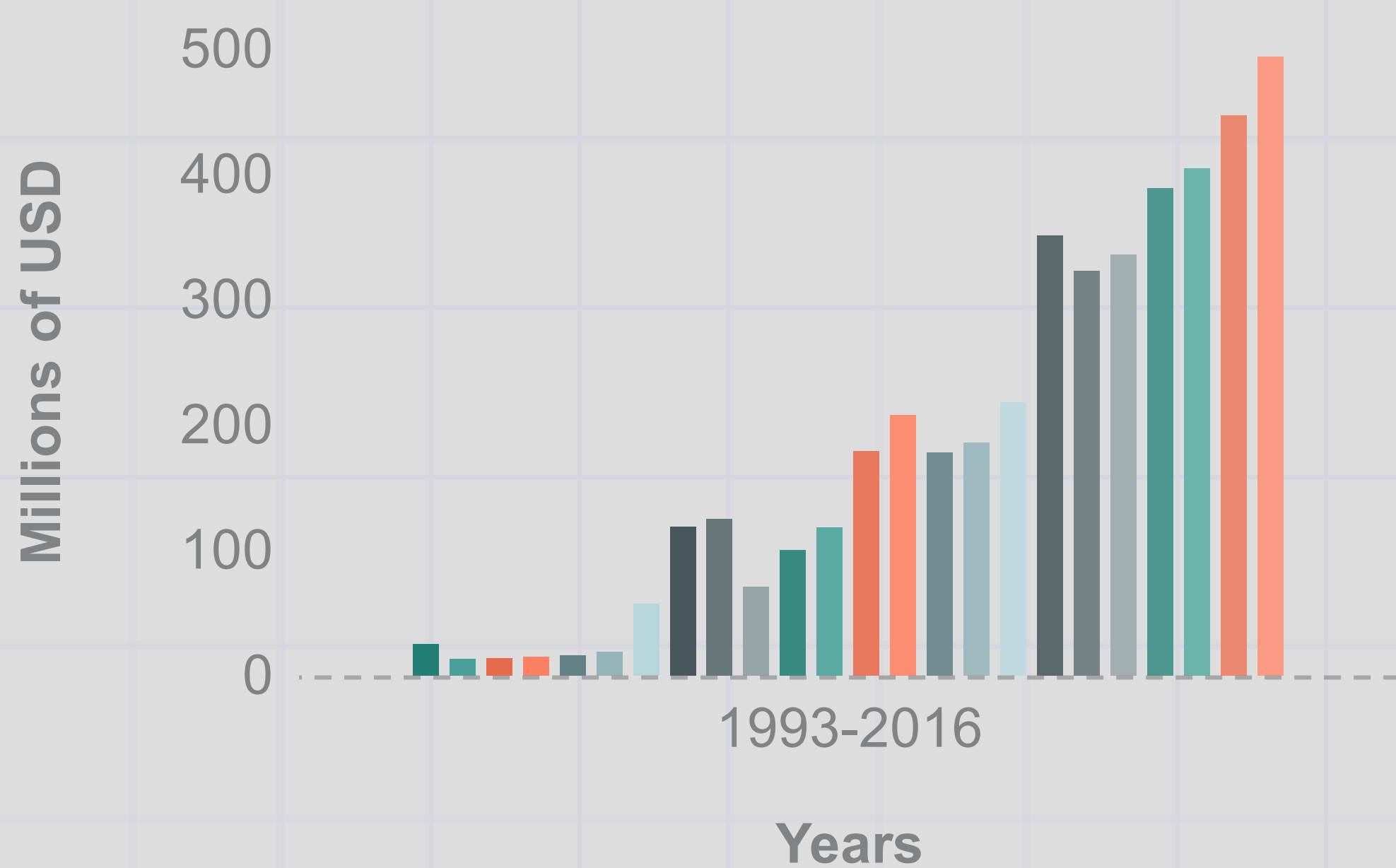
# Nevada



## TRADE FACTSHEET

- + Trade with Mexico supports 43,700 jobs.
- + In 2016, Mexico was the 5th largest export market for Nevada.
- + Exports to Mexico totaled 494 million USD in 2016.

### Nevada's Merchandise Exports to Mexico



+ Since 1993, Nevada's exports to Mexico have increased by 1,844%.

+ Mexico accounted for 5% of Nevada's exports worldwide in 2016.

+ Top Export Industries:

Computer & Electronic Products (58%), Miscellaneous Manufactured Commodities (13%), Electrical Equipment (5%), Food (5%), & Transportation Equipment (4%).

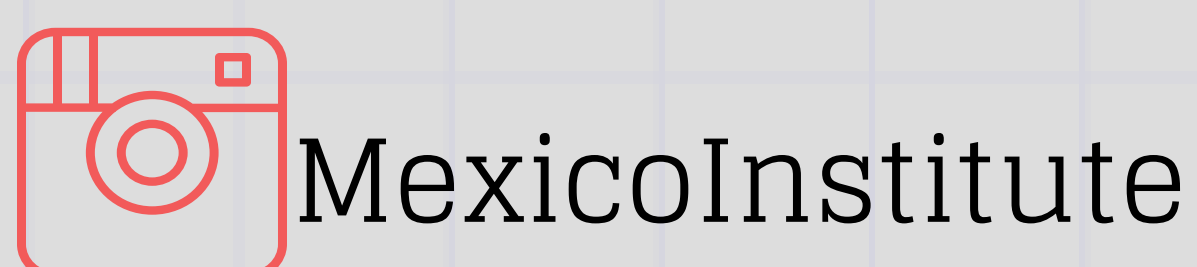
+ Mexican investment supports over 1,300 jobs in Nevada. For instance, CEMEX, a global leader in the building materials industry, employs 260 people in Henderson.

### Exports by Congressional District (2014)

Congressional District	Value of Exports to Mexico*	Share of Exports to the World	Top 2 Industries Exporting to Mexico
1	\$438	8%	1. Travel ----- 2. Passenger Fares
2	\$362	6%	1. Semiconductors & Parts ----- 2. Travel
3	\$220	6%	1. Travel ----- 2. Passenger Fares
4	\$143	8%	1. Travel ----- 2. Passenger Fares

\*Goods and services, in millions of US dollars

Follow our #USMxEcon series on social media:



Sources  
 Trade and NAFTA, Office/ Mexico's Ministry of the Economy, Washington, DC  
 Wilson Center, Growing Together: Economic Ties Between the United States and Mexico  
 United States Census Bureau  
 The Trade Partnership, Washington DC, from the U.S. Bureau of the Census and the U.S. Department of Agriculture