

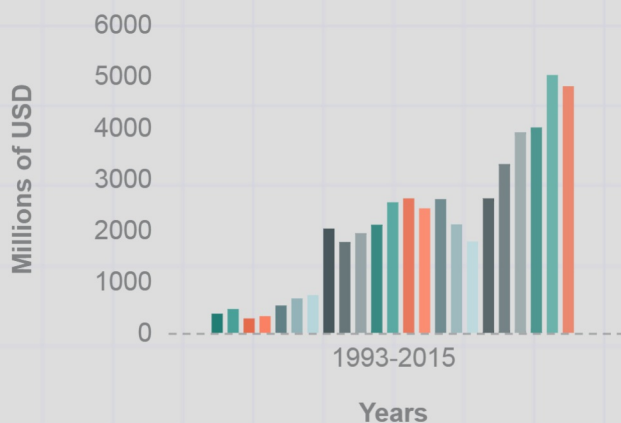
Massachusetts



TRADE FACTSHEET

- + In 2014, trade with Mexico supported 118,500 jobs.
- + Mexico was the 2nd largest export market for Massachusetts in 2015.
- + Exports to Mexico totaled 2.6 billion USD in 2015.

Massachusetts' Exports to Mexico






- + Since 1993, Massachusetts' exports to Mexico have grown 789%.
- + Mexico accounted for 10% of Massachusetts's exports worldwide in 2015.
- + Top export industries:
 Computer & Electronic Products (57%),
 Chemicals (12%),
 Electrical Equipment, Appliances & Component (5%),
 Fabricated Metal Products, Nesoil (4%),
 Machinery, Except Electrical (4%),
 Others (18%).
- + Mexican Investment supports over 560 jobs in Massachusetts. For instance, Mexico's Mexichem plastic production plant in Leominster employs 205 people.

Exports by Congressional District (2014)

Congressional District	Value of Exports to Mexico*	Share of MA Exports to the World	Top 2 Industries Exporting to Mexico
1	\$272	7%	1. Resins & Synthetic Fibers 2. Pulp Paperboard Mill Products
2	\$343	8%	1. Semiconductors & Components 2. Resins & Synthetic Fibers
3	\$600	8%	1. Semiconductors & Components 2. Resins & Synthetic Fibers
4	\$316	6%	1. Semiconductors & Components 2. Resins & Synthetic Fibers

*Goods and services, In millions of US dollars

Follow our [#USMxEcon](#) series on social media:

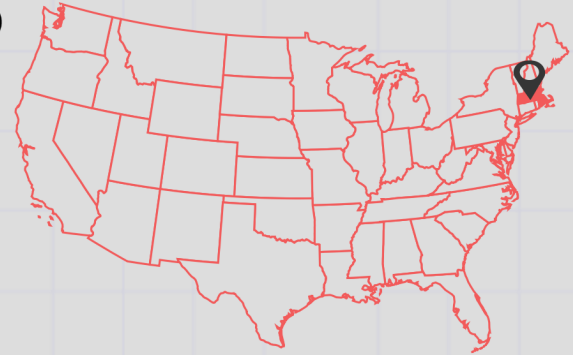
 MexicoInstitute
  facebook.com/mexicoinstitute
  @Mexico Institute



Sources
 Trade and NAFTA, Office/ Mexico's Ministry of the Economy, Washington, DC
 Wilson Center, Growing Together: Economic Ties Between the United States and Mexico
 United States Census Bureau
 The Trade Partnership, Washington DC, from the U.S. Bureau of the Census and the U.S. Department of Agriculture

Massachusetts

TRADE FACTSHEET



Exports by Congressional District (2014)

Congressional District	Value of Exports to Mexico*	Share of MA Exports to the World	Top 2 Industries Exporting to Mexico
5	\$404	5%	1. Semiconductors & Components 2. Computer Equipment
6	\$606	7%	1. Semiconductors & Components 2. Navigational & Meas. Instruments
7	\$255	4%	1. Semiconductors & Components 2. Resins & Synthetic Fibers
8	\$278	4%	1. Semiconductors & Components 2. Electrical Equipment & Components
9	\$204	7%	1. Semiconductors & Components 2. Electrical Equipment & Components

*Goods and services, In millions of US dollars

Source: The Trade Partnership, Washington DC, from the U.S. Bureau of the Census and the U.S. Department of Agriculture

Follow our #USMXEcon series on social media:



MexicoInstitute



facebook.com/
mexicoinstitute



@Mexico Institute

**Wilson
Center**

MEXICO INSTITUTE